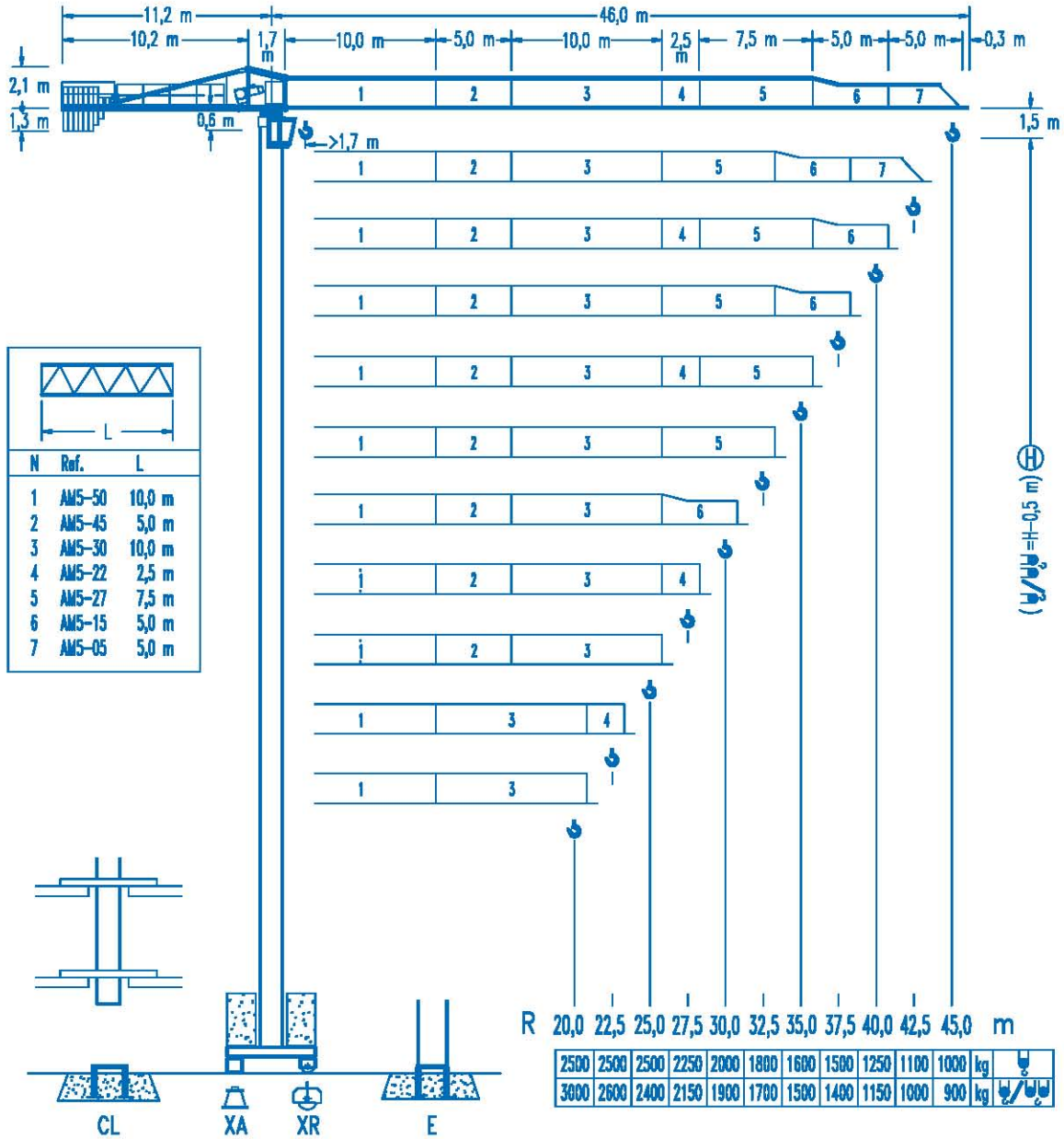




LINDEN 500

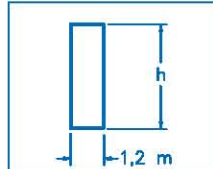
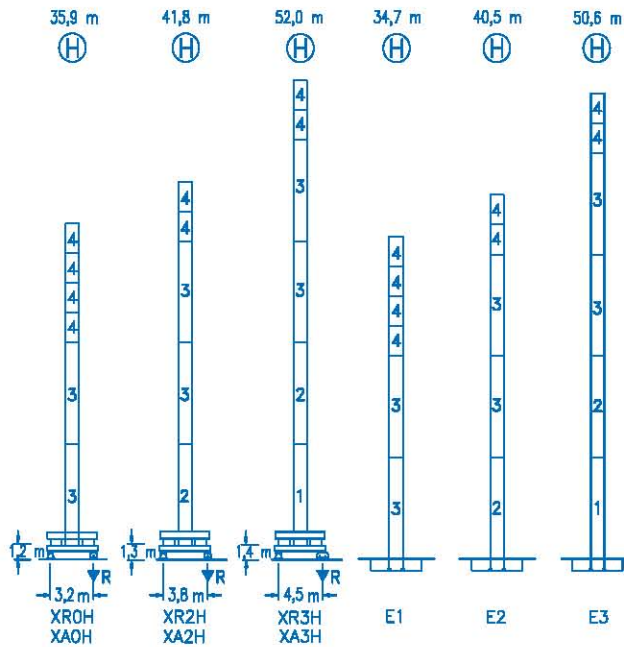
5 LC 4510

5 t



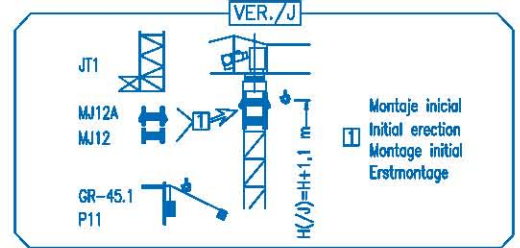
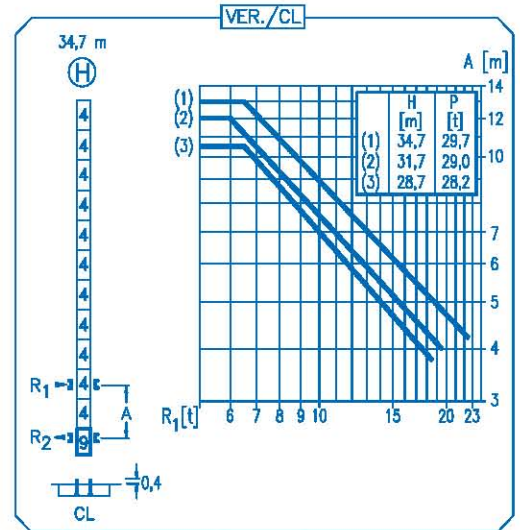
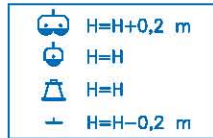
CE DIN 15018 H1 B3

R	R(Cmax)	Cmax	20,0	22,5	25,0	27,5	30,0	32,5	35,0	37,5	40,0	42,5	45,0	m	kg
45,0	20,6 m	2500	2500	2260	2000	1800	1620	1480	1360	1250	1150	1070	1000	12,8 m	20,0
	11,1 m	5000	2530	2200	1930	1720	1540	1390	1270	1160	1060	980	900		
42,5	21,0 m	2500	2500	2310	2050	1840	1660	1520	1390	1280	1180	1100	12,7 m	22,5	
	11,3 m	5000	2580	2240	1980	1760	1580	1430	1300	1180	1090	1000			
40,0	21,9 m	2500	2500	2430	2160	1940	1750	1600	1460	1350	1250	1150			
	11,7 m	5000	2710	2360	2080	1850	1660	1510	1370	1250					
37,5	24,0 m	2500	2500	2500	2380	2140	1940	1770	1620	1500	1400				
	12,8 m	5000	2990	2610	2300	2060	1850	1680	1530						
35,0	23,6 m	2500	2500	2500	2350	2110	1910	1740	1600	1500					
	12,6 m	5000	2940	2570	2260	2020	1820	1650							
32,5	24,3 m	2500	2500	2500	2420	2180	1970	1800	1700						
	12,9 m	5000	3030	2640	2330	2080	1880								
30,0	24,6 m	2500	2500	2500	2460	2210	2000	1900							
	13,0 m	5000	3070	2680	2360	2110									
27,5	25,0 m	2500	2500	2500	2500	2250	2150								
	13,2 m	5000	3120	2730	2410										
25,0	25,0 m	2500	2500	2500	2500	2400									
	13,2 m	5000	3110	2720											



N	Ref.	h
1	MT123	10,1 m
2	MH124A	11,8 m
3	MH124-1	11,8 m
4	MH121	3,0 m
9	CL20	2,2 m

MH124=(4)MH121-0,2 m



R. máx.	En servicio In operation En service In Betrieb	
		XR0H ..... 42,9 t
		XR2H ..... 43,8 t
		XR3H ..... 51,4 t

R. máx.	Fuera de servicio Out of service Hors service Ausser Betrieb	
		XR0H ..... 53,8 t
		XR2H ..... 66,4 t
		XR3H ..... 87,0 t

**CS2-1.9**  
1,9 kW  
16 m/min  
48 m/min

**CFU-2.2**  
2,2 kW  
0 ⇄ 80 m/min

**GR-7.5**  
75 Nm  
0 ⇄ 0,8 rpm

TS2-3.0	TS2-4.5	TS2-5.5
2x30 Nm	2x45 Nm	2x55 Nm
0 ⇄ 20 m/min		
XR0H	XR2H	XR3H

**ES3-18-12**  
18 kW

	I	II	III
m/min	8	32	64
kg	2500	2500	1300
m/min	4	16	32
kg	5000	5000	2600

**ES3-13-12**  
13,2 kW

	I	II	III
m/min	6	24	48
kg	2500	2500	1300
m/min	3	12	24
kg	5000	5000	2600

**EFU2-18-12**  
18 kW

**EFU2-11-12**  
11 kW

Tensión de alimentación Operating voltage Tension de service Betriebsspannung	400 V 3 ph 50 Hz
--	------------------------

Opcional  
Optional  
En option  
Kaufoption



ALICANTE  
Ctra. Valencia, N-332-P.K. 116  
03650 San Juan (Alicante)  
Tel: 902 130 003 Fax: 965 653 204  
info@malcop.com

ALBACETE  
C/ Guadalajara, Parcela 26, Nave 2  
Pol. Ind. Camporosso  
02500 Chinchilla (Albacete)  
Tel: 967 890 832 Fax: 967 261 531

MURCIA  
C/Lorca, 2  
Pol. Ind. La Polvorista  
03500 Molina del Segura (Murcia)  
Tel: 968 616 015 Fax: 968 629 298

VALENCIA  
Pol. Ind. El Oliveral  
Sub. Pol. II, Parcela 14, Nave 2 B  
46394 Ribarroja (Valencia)  
Tel: 961 665 592 Fax: 961 665 993